

Dear MSE 2021 participants,

Considering the upcoming event, we would like to share with you some advice on how to present your papers at the conference.

- All presenters who wish to test their connection and make sure everything works as expected can join a trial session which will be organized on Wednesday, June 2nd, from 14:00-16:00 (GMT+2), for testing purposes only; To join the trial session please click on the link corresponding to your session (check the conference program - <http://site.conferences.ulbsibiu.ro/mse/09.program.html>).
- On Thursday, June 3rd, please attend the Opening Ceremony, scheduled to start at 10:00 (GMT+2). To join the online meeting click here: <https://meet.google.com/qwa-wswf-kmz>
- The Opening Ceremony will be followed by the Plenary Session and then by the Parallel Sessions within which authors will be invited to present their papers.
- All Parallel Sessions will start at 14:00, according to the conference program. To attend the parallel sessions please check the program and click on the link corresponding to your paper (<http://site.conferences.ulbsibiu.ro/mse/09.program.html>).
- Presenters should log in to their session at least 10 minutes before their designated section begins.
- A Chairman will announce the presenters, notify speakers if they exceed their allocated time (10 minutes presentation + 5 minutes Q&A), lead the Q&A sessions, and provide assistance to the participants.

We are looking forward to meeting you online, hearing your presentations and having fruitful discussions about the papers submitted to the MSE 2021 conference!


MSE 2021 Organizing Committee

GUIDELINES FOR ATTENDING THE PARALELL SESSION AND PRESENTING YOUR PAPER

1. Enter the conference room, by clicking on the Google Meet link generated for your session (see MSE 2021 program).

SESSION 1 - DESIGN, MANUFACTURING AND MANAGEMENT OF TECHNOLOGICAL EQUIPMENT AND SYSTEMS			
THURSDAY, JUNE 3 rd , 2021 14:00-17:00 Bucharest Time (GMT+2h)			
Chairpersons: Mirko Blagojević , Mircea-Viorel Drăgoi, Milan Rackov			
LINK MEET			
Paper No.	Authors	Paper title	Paper ID
1.	Alexandru Ioan Rădoi, Cosmin Mihai Mirițoiu, Mihaela Bogdan, Marius Marinel Stănescu, Dumitru Bolcu and Ionut Daniel Geonea	DYNAMIC BEHAVIOUR OF COMPOSITES REINFORCED WITH NEEDLES FROM FIR TREES	28
2.	Alexandru Ioan Rădoi, Cosmin Mihai Mirițoiu and Claudiu Nicolicescu	COMPARISONS BETWEEN SOME COMPOSITES REINFORCED WITH CORN LEAVES AND DIFFERENT MATRICES	29
3.	Andrei Komjaty, Elena Stela Muncut and Lavinia Ioana Culda	STUDY ON THE INFLUENCE OF TECHNOLOGICAL PARAMETERS ON 3D PRINTING WITH SLA TECHNOLOGY	36
4.	Milan Vasić, Mirko Blagojević, Miloš Matejić and Ileana Ioana Cofaru	THE INFLUENCE OF THE CYCLOID DISC BEARING TYPE ON THE CYCLOIDAL SPEED REDUCER EFFICIENCY	55
5.	Dan Chicea, Mirela Maria Codescu, Alexandra Nicolae, Oleksandr Doroshkevych, Akhmed Islamov and Miroslaw Kulik	NANOPARTICLES SIZE DISTRIBUTION ASSESSMENT DURING EARLY SYNTHESIS STAGES	75

You will be asked to log in using a Gmail address:



Sign in

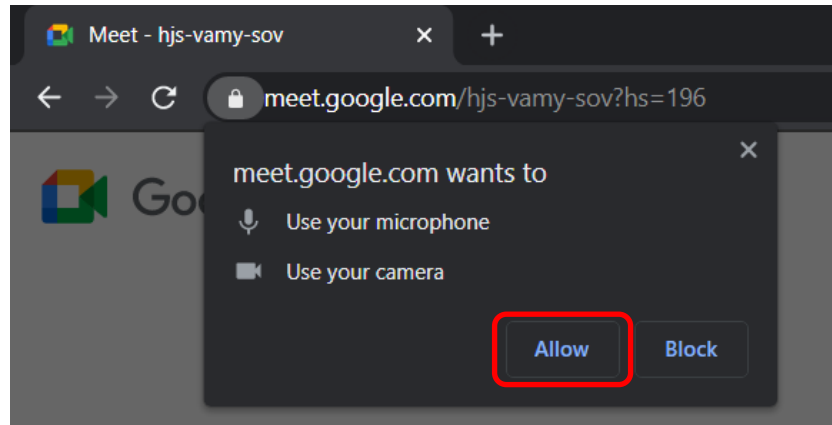
Use your Google Account

[Forgot email?](#)

Not your computer? Use Guest mode to sign in privately.
[Learn more](#)

[Create account](#)

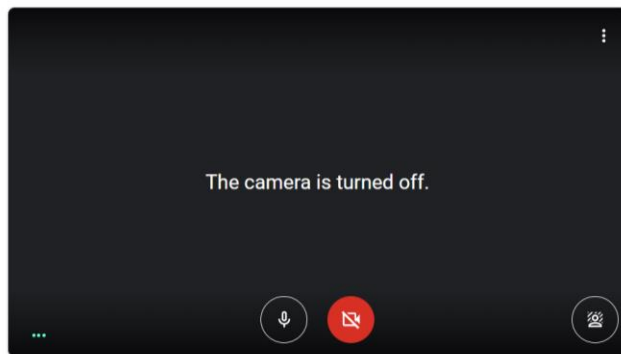
You will have to allow Google Meet to use your microphone and camera.



You are ready to participate to the conference now. Request participation by clicking the button.



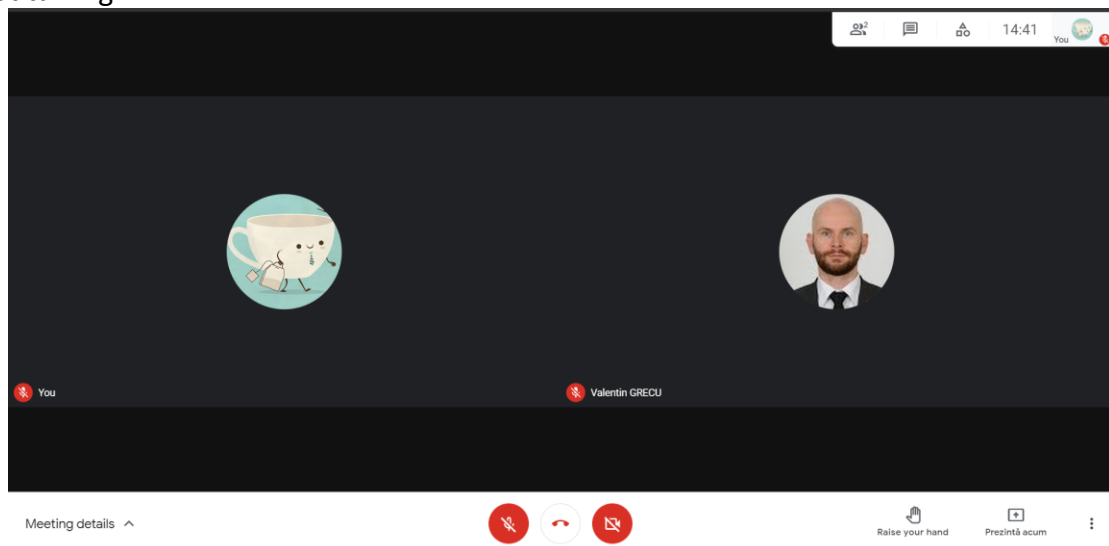
valentin.grecu.sb@gmail.com
Change account



Are you ready to participate?



A chairperson will allow you in the conference room. Please make sure to mute your microphone when you are not talking.

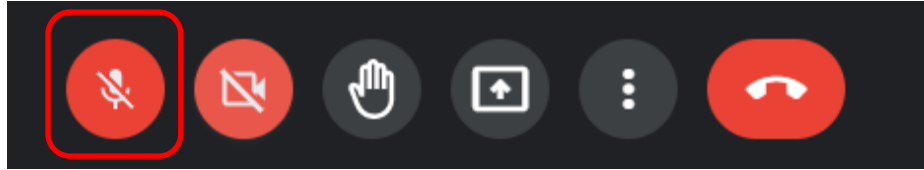


2. Open your presentation on your own computer.

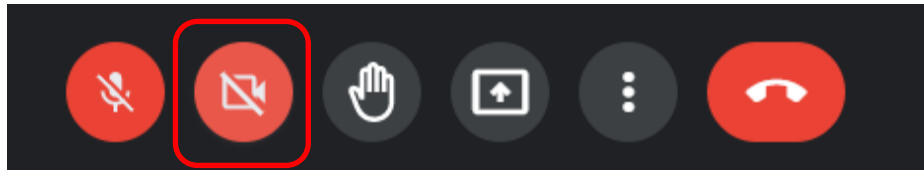
3. For the paper presentation at the due time, the chairman will announce you as a presenter.

When it's your turn to present:

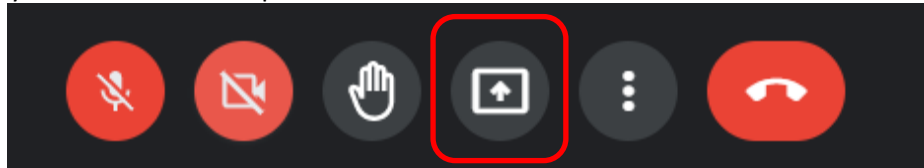
- Unmute the microphone



- Turn on your camera

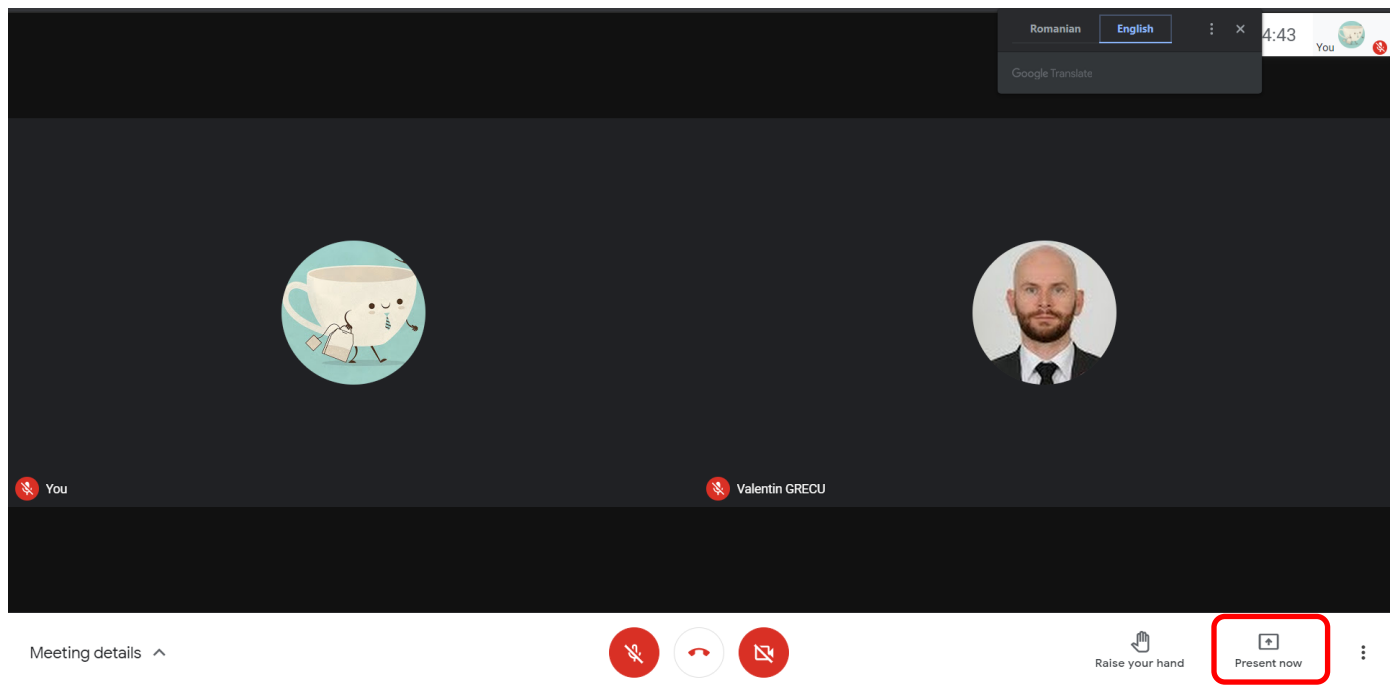


- Share your screen with the presentation.

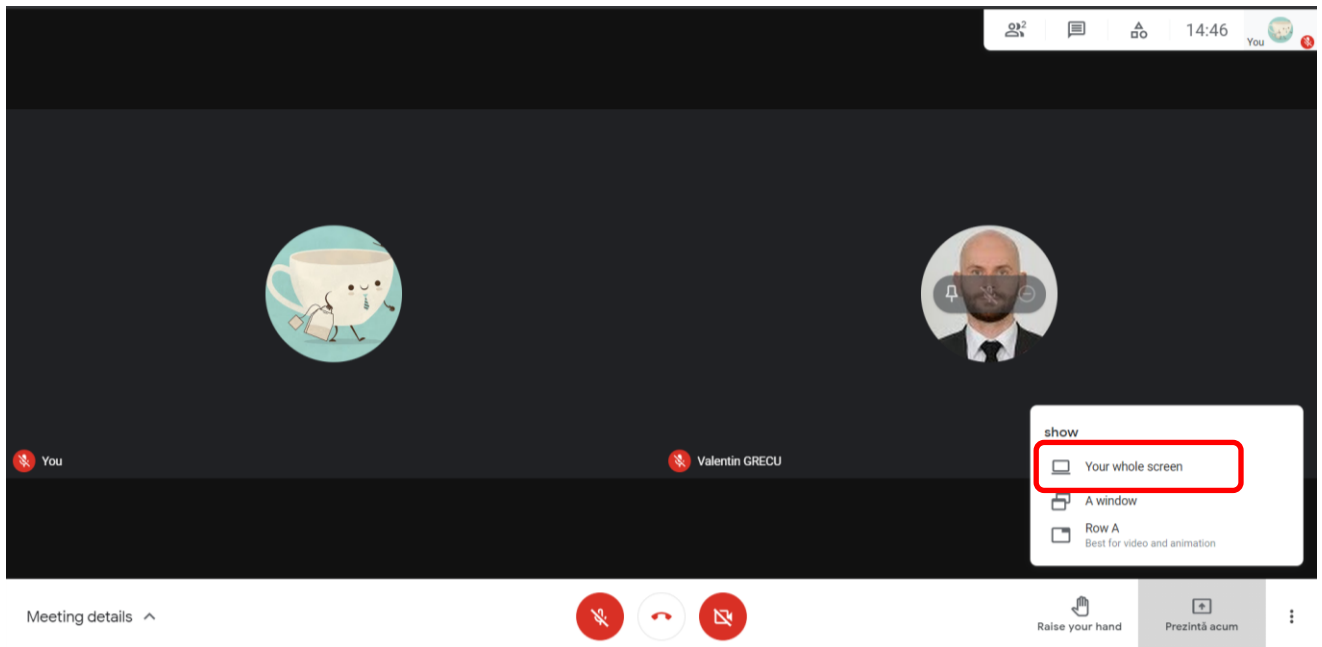


4. Share your screen

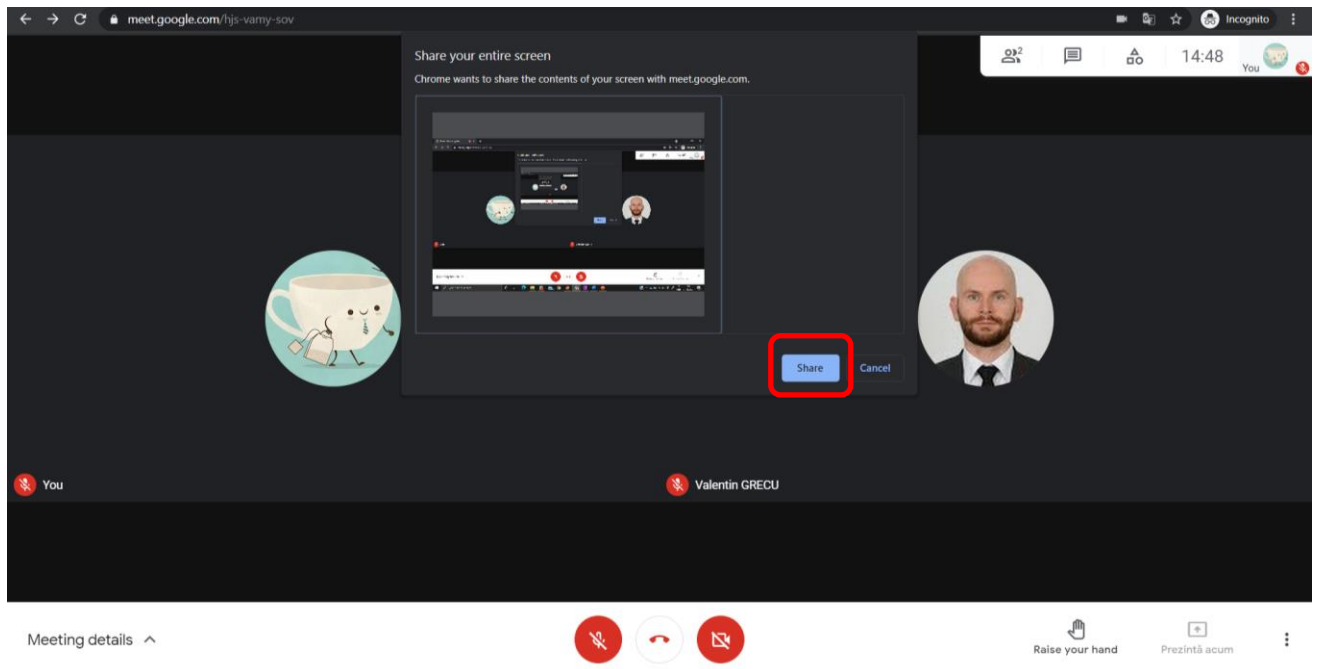
Click on the “Present Now” button on the bottom right corner of your screen



Then select the first option (share your entire screen)



Then a small window will pop-up. Click on it to activate the “Share” button and then click Share.



5. The screen will be shared until the stop sharing option is selected;

